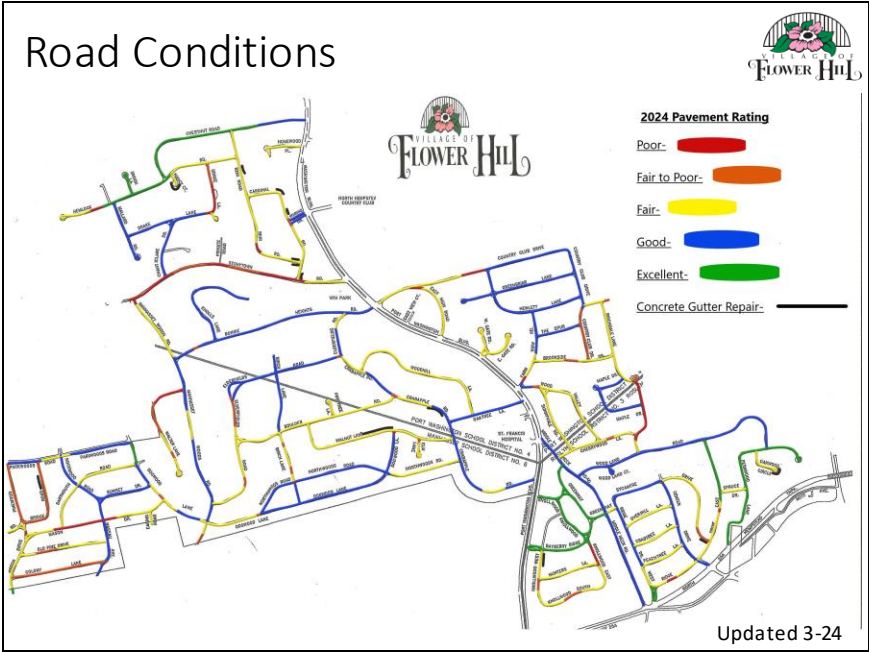




Presentation of 2024/2025 Budget
to the Board of Trustees



Overall our roads are in good condition. We were fortunate that this was not a very heavy snow year since plow activity can wear down our roads.

We will only be undertaking one smaller sized road project this year and bank our CHIPs funds for a larger project like Stonytown Road.

We will not repave the Mason Drive area until the LIRR finishes their proposed Webster Avenue bridge replacement since we expect the LIRR to bring in heavy equipment which could damage our roads. We will work with the LIRR to repair any roads they damage.

Capital Equipment



Asset	Manuf	Model	Year Acquired	Original Cost	Expected Life (Years)	Est Replace Date	Est Replace Cost	Planned Replace Date
Large Dump Truck	Kenworth	T-37050	2020	\$241,307	10	2030	\$250,000	
Large Dump Truck	Internatl	7440	2009		10	2019	\$275,000	2024/25
Dump Truck	Ford	F-450	2011	\$42,929	10	2021	\$80,000	2026/27
Pickup Truck	Ford	F-250	2012	\$28,133	8	2020	\$60,000	
Pickup Truck	Ford	F-250	2005	\$26,950	8	2013		2024/25
Payloader	Kawasaki	60 Z IV	2001	\$72,900	10	2011	\$160,000	2025/26
Street Sweeper	Internatl	Sweeper	2013	\$192,612	10	2023	\$280,000	2028/29
SUV	Ford	Escape	2011	\$18,998	8	2019	\$40,000	
Arrow Board	Vermac		2019	\$4,000	10	2029	\$6,000	
Trailer			2023			replaced		
Trailer	Stow Mfg	T-3000	1999	\$2,000	10	2009	\$2,500	2023
Utility Cart	EZ Go		2007	\$8,400	15	replaced		
Utility Cart	John Deere		2023		15	2038	\$20,000	
Ride on Mower	Scag	ZCAT	2005	\$4,800	15	2020	\$8,000	2024
Ride on Mower	Bobcat	110512	2014	\$7,000	15	2029		
Lawnmower	Bunton	630007	2000	\$2,600	15	2015		

Our Highway Department does a great job maintaining our equipment which is why some of the equipment has lasted significantly longer than their original expected life.

We will continue to place funds in our capital reserve fund to save money for some expensive machinery replacement.

Since we have ARPA funds available we will spend them now on needed replacement equipment.

Proposed Capital Spending



ARPA Fund Balance (to be spent by 2026)		\$186,000	
Capital Reserve Funds Balance 2024			\$100,000
	Cost		
Pickup Truck	\$85,000	\$85,000	
Heavy Duty Truck (plow and salt spreader)	\$220,000		
Payloader w/Backhoe	\$85,000	\$84,400	
Truck Bed Replacement	\$15,000		\$15,000
Ride on mower	\$6,200	\$6,200	
Ride on blower	\$10,400	\$10,400	
Balance		<u>\$0</u>	<u>\$85,000</u>

The ARPA funds we have available needs to be spent and now is the time to do so for necessary equipment that keeps our roads and park clean and safe.

Expense by Category with Fire



EXPENSES BY CATEGORY	Proposed Budget 2024/25	% of Total Budget	% of Total Budget Less Fire	Difference	% Increase/ Decrease
LEGISLATIVE	\$450	0.0%	0.0%	\$0	0%
JUDICIAL	\$85,768	2.1%	2.5%	\$5,074	6%
EXECUTIVE	\$750	0.0%	0.0%	\$0	0%
FINANCE	\$35,300	0.9%	1.0%	\$0	0%
STAFF/CLERK CONT.	\$369,613	9.0%	11.0%	-\$13,458	-4%
LEGAL/OTHER	\$95,000	2.3%	2.8%	\$0	0%
SHARED SERVICES	\$134,150	3.3%	4.0%	\$4,775	4%
SPECIAL ITEMS	\$132,000	3.2%	3.9%	\$13,000	10%
CODE ENFORCEMENT	\$208,550	5.1%	6.2%	\$130,050	62%
FIRE PREVENTION & CONTROL	\$730,500	17.8%		-\$81,431	-11%
BUILDING DEPT	\$234,280	5.7%	7.0%	\$6,435	3%
HIGHWAY	\$494,576	12.1%	14.7%	-\$23,451	-5%
ECONOMIC ASSISTANCE & OPPORTUNITY	\$41,000	1.0%	1.2%	-\$22,000	-54%
SANITATION	\$902,000	22.0%	26.8%	\$0	0%
EMPLOYEE BENEFITS	\$534,550	13.0%	15.9%	\$73,050	14%
TRANSFERS TO OTHER FUNDS	\$100,000	2.4%	3.0%	\$0	0%
TOTAL BUDGET	<u>\$4,098,487</u>			<u>\$92,044</u>	2%

Savings from 23/24 with lower contracted Fire Expense

Expense by Category Excluding Fire



EXPENSES BY CATEGORY	Proposed Budget 2024/25	% of Total Budget Less Fire	Difference	% Increase/ Decrease
LEGISLATIVE	\$450	0.0%	\$0	0%
JUDICIAL	\$85,768	2.5%	\$5,074	6%
EXECUTIVE	\$750	0.0%	\$0	0%
FINANCE	\$35,300	1.0%	\$0	0%
STAFF/CLERK CONT.	\$369,613	11.0%	-\$13,458	-4%
LEGAL/OTHER	\$95,000	2.8%	\$0	0%
SHARED SERVICES	\$134,150	4.0%	\$4,775	4%
SPECIAL ITEMS	\$132,000	3.9%	\$13,000	10%
CODE ENFORCEMENT	\$208,550	6.2%	\$130,050	62%
BUILDING DEPT	\$234,280	7.0%	\$6,435	3%
HIGHWAY	\$494,576	14.7%	-\$23,451	-5%
ECONOMIC ASSISTANCE & OPPORTUNITY	\$41,000	1.2%	-\$22,000	-54%
SANITATION	\$902,000	26.8%	\$0	0%
EMPLOYEE BENEFITS	\$534,550	15.9%	\$73,050	14%
TRANSFERS TO OTHER FUNDS	\$100,000	3.0%	\$0	0%
TOTAL BUDGET	\$3,367,987		\$173,475	5%

Since the Village has no control of the Port Washington and Roslyn fire budgets, this slide is a better representation of where your Village tax dollars go.

Our goal is to be fiscally conservative and do the most with the least amount of waste. Overall inflation for goods and services are increasing our day to day costs that keep Village Hall and the Highway Department running.

We are fortunate that our Highway Department takes on a lot of the maintenance of their equipment themselves, including light engine and machine repair and all fluid changes, saving us a lot of money not having to take the equipment to mechanics.

We are saving money this year by:

Staff/Clerk - We save \$15k in Engineering costs by doing less road paving this year.

Economic Assistance and Opportunity - Partnering with a local tree company who is providing us with free wood chips instead of purchasing numerous cubic yards of commercial mulch.

Highway - Only doing one smaller paving project to save money for larger projects.

Our largest expense increase this year is to continue our security patrol which goes in the Code Enforcement budget line.

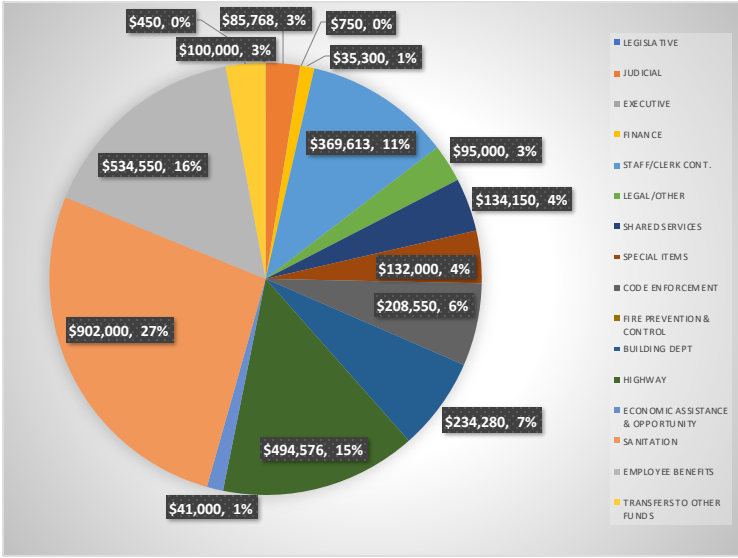
Other increases are:

Court – We are now compensating one of our Assistant Prosecuting Attorneys who previously donated his time.

Special Items - Higher cost of Village insurance

Employee Benefits – Higher cost of employee insurance

Expense by Category w/o Fire



Revenue by Category



Revenue by Category	Proposed Tentative Budget 2024/25	% of Total Budget	Difference from 2023/24	% Increase/Decrease
REAL PROPERTY TAXES & TAX ITEMS	\$2,191,733	53%	\$181,129	8.3%
NON-PROPERTY TAXES	\$277,000	7%	\$4,000	1%
HOME & COMMUNITY SERVICE	\$56,000	1%	\$0	0%
USE OF MONEY & PROPERTY	\$35,400	1%	\$11,000	31%
LICENSES & PERMITS	\$739,700	18%	\$60,000	8%
FINES & FORFEITURES	\$70,000	2%	\$5,000	7%
MISCELLANEOUS	\$29,500	1%	-\$2,500	-8%
STATE AID	\$506,822	12%	-\$95,000	-19%
APPROPRIATED FUND BALANCE/TRANSFER FUNDS	\$192,282	5%	-\$71,635	-37%
TOTAL BUDGET	\$4,098,437		\$91,994	2%

Use of Money and Property – We are earning higher interest on our reserve and operating fund balances.

License & Permits - We are increasing our fee structure to be better aligned with other north shore village's fee schedules. However we expect less construction to occur in 24/25 than 23/24, or this line item could have been higher.

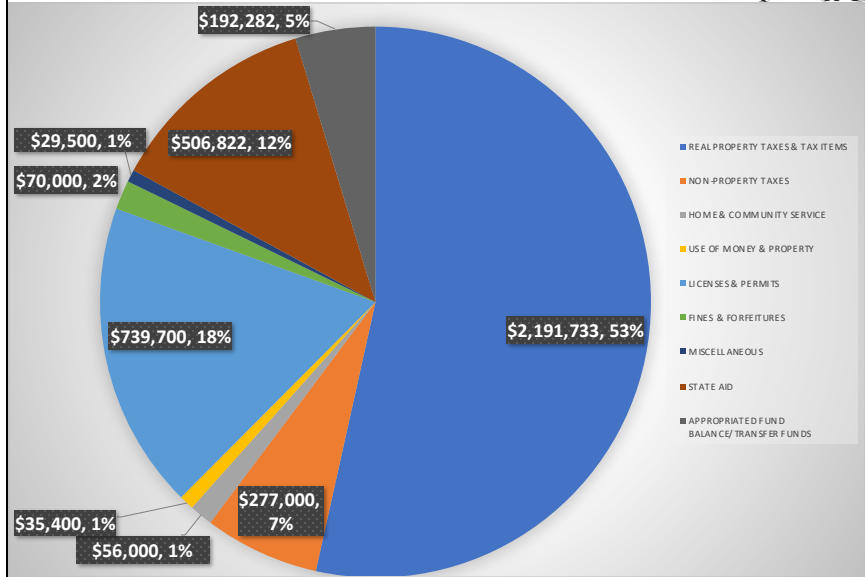
Fines & Forfeitures – Our court has been more active.

State Aid - We expect to receive less government grants.

Fund Balance - We will use funds from our reserves but less this year than in previous ones.

Real Property Taxes - In order to fund the security patrol and to deal with other increased expenses like Village and Employee insurance, we have no choice but to raise the amount of money we receive in taxes.

Revenue by Category



BUDGET BALANCE - 2024/2025



	<u>PROPOSED 24/25 BUDGET</u>	<u>PRIOR YEAR ADOPTED BUDGET</u>	<u>TOTAL DIFFERENCE</u>	<u>%</u>
APPROPRIATIONS	\$4,098,437	\$4,006,443	\$91,994	2.3%
LESS FIRE EXPENSE	<u>\$795,500</u>	<u>\$811,931</u>	-\$16,431	-2.0%
TOTAL APPROPRIATIONS	\$3,302,937	\$3,194,512	\$108,425	3.4%
LESS REVENUE	<u>\$1,906,704</u>	<u>\$1,995,839</u>	-\$89,135	-4.5%
BALANCED TO BE RAISED BY TAXES	\$1,396,233	\$1,198,673	\$197,560	14.1%
TOTAL TAX COLLECTED (including fire)	\$2,191,733	\$2,010,604	\$181,129	9.0%

Based on the previous slides/spreadsheets detailing the changes in expenses and our revenue streams, even with our best efforts, the security patrol and insurance expenses leaves us no alternative but to raise our taxes by slightly less than \$200,000 or 14%.